



# Engates para Motocultivador no Brasil

13/07/2017

Régua de regulagem de altura da Plantadeira




ENGATE MODELO 1 - Engate utilizado no Motocultivador kawashima MCG 780  
Tratorito Branco 6,5 HP, Búfalo 920 e Toyama 7,5 HP





Motocultivador Kawashima MCG 780

Motocultivador Tratorito Branco 6,5 HP



ENGATE MODELO 2 - para o motocultivador  
Kawashima MWG 722



ENGATE MODELO 3 - utilizado no Motocultivador Kawashima MFD 743

